

# SWIMSPA EVEREST




1 ZONE SWIMSPA  
MODEL EVEREST  
216" X 88" X 59"



Underwater Spotlight

Spa Touch Display

Waterline Lighting



Ozonator

Counter-current system

UV Desinfection



**RIVER**SPAS

[www.river-spas.com](http://www.river-spas.com)

# SWIMSPA EVEREST



**RIVER**SPAS

## TECHNICAL DATA

Dimensions:	216" x 88" x 59"
Empty weight:	3086 lbs
Water capacity:	2092 gal
Total weight:	20547 lbs
Cabinet color:	Premium Dark Grey
Shell color:	Pure White
Cabinet:	WPC Cabinet

## DETAILS

Insulation:	Xtreme Insulation
Framework:	Galvanized Steel Frame
Controller:	Balboa
Air/water regulator:	included
Control panel:	included
Ozonator:	included
UV disinfection:	included
Shut-off Valves:	included
Water drain:	included
Filter SwimSpa area:	2 x filter
Heating:	5.5 KW Balboa North America 60 Hz

## ELECTRICAL REQUIREMENTS:

Voltage:	240 Volts
Maximum Current:	48 A
Number of Wires	4
GFCI Rating	60 A

## COUNTER CURRENT SYSTEM AND PUMPS

Counter-current system:	included
Water pump Counter Current System:	2 x 3 HP + 1 x 2 HP
Water pump Hottub:	1 x 3 HP
Circulation pump:	0.25 HP

## LED LIGHTING


LED underwater spotlight:	included
---------------------------	----------

## OPTIONAL


- Tripower counter-current system
- Tornado counter-current system (frequency-controlled and extra strong)
- Air source heat pump
- Preparation of external access (e.g. air/heat pump)
- Sand Filter System

## CABINET COLOR

## ACRYLIC COLOR



Premium Dark Grey



Pure White

**RIVER**SPAS

www.river-spas.com